

# 線上英文分級測驗：加入課程、登入 iLearn 及考試步驟

## Online English Placement Exam: how to join in course, log in iLearn and take the exam

### 注意事項 NOTICE:

1. 測驗次數：限 1 次 Each student can take the exam only once.
2. 作答時間：70 分鐘 The exam lasts 70 minutes.
3. 包含聽力測驗 (共 20 題) 與閱讀測驗 (共 40 題) There are Listening section (20 questions) and Reading section (40 questions).

1. 點選此連結 (Click the Link) <https://ilearn.thu.edu.tw/course/19224#/>

2. 點選「加入課程」(Click "Join Course")




東海大學 iLearn 教學平台 發現課程

ELC\_English Placement Exam 英文分級測驗

★★★★★ 暫無評分

開課時間：2018.07.04

加入課程 (1 人參與)



東海大學 iLearn 教學平台 Course List

ELC\_English Placement Exam 英文分級測驗

★★★★★ No Points

Start Time: 2018.07.04

Join Course (1 Persons)

3. 登入網站 (Login) <https://ilearn.thu.edu.tw>

→ 輸入東海的帳號與密碼 (Key in your THU Username and Password)

→ 進入「iLearn 數位平台」 (Enter the iLearn Platform)



帳號:

密碼:

登錄

TronClass 行動學習 App 下載



Username:

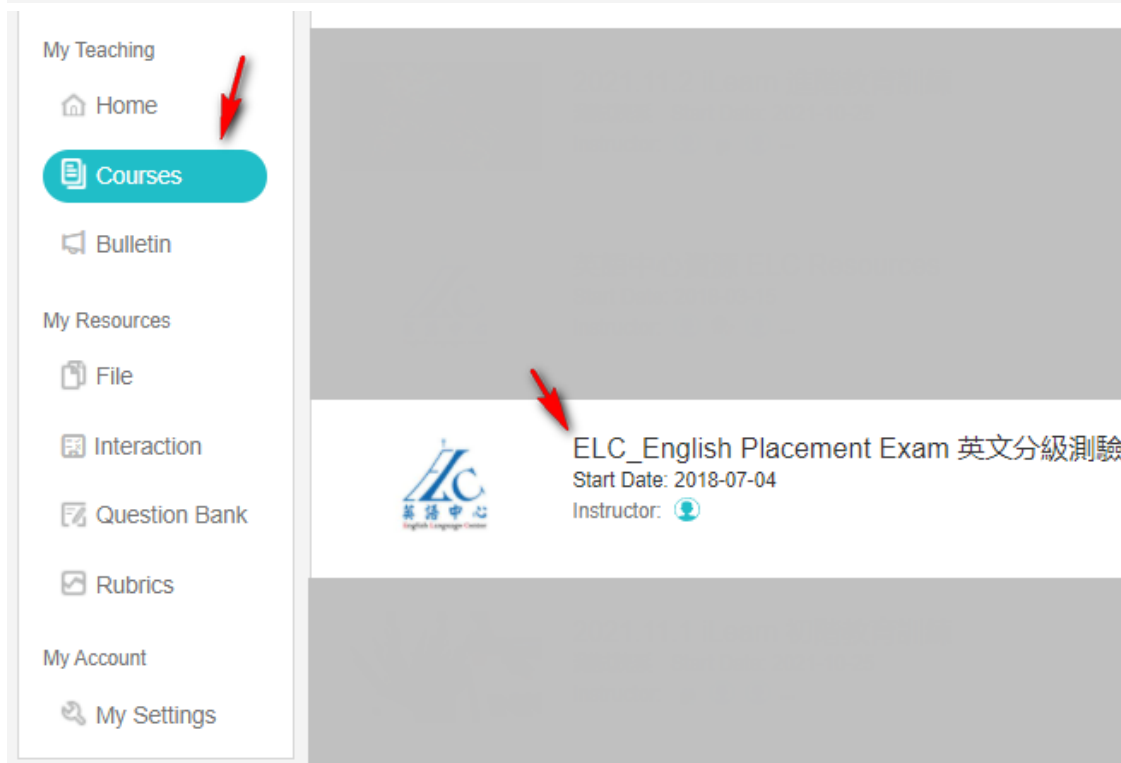
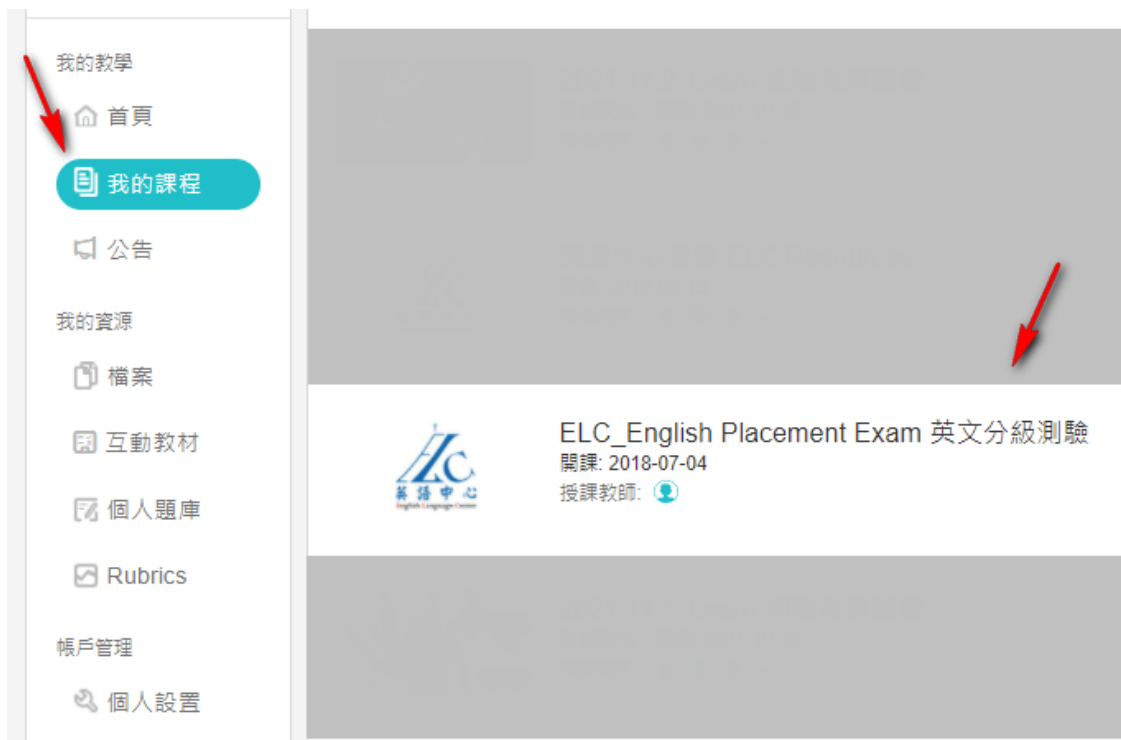
Password:

LOGIN

Download Tronclass App

#### 4. 點選「我的課程」(Click “Courses”)

→ 點選 (Click) “ELC\_English Placement Exam 英文分級測驗”



5. 點選 (Click) “Placement Exam”

章節

下載課程目錄

列印課程目錄

Placement Exam



Placement Exam 測驗截止時間 20:

Section

Bu

Download Syllabus

Print Summary

Placement Exam



Placement Exam End Time 20:

6. 點選「音訊設備檢測」 (Click “Audio equipment testing”)

→點選「開始答題」 (Click “Take Exam”)

### Placement Exam for 2022 Spring

! 目前影音測驗不支持App作答，請在電腦端作答

測驗公佈時間	2022.01.01 08:00
測驗截止時間	2022.02.20 23:59
公佈答案	不公佈試題與答案
答題限時	70 分鐘
測驗形式	個人測驗

測驗試題：目前測驗中共有8道題組(60道單選題)，已配置 100 分




### Placement Exam for 2022 Spring

! When exam attached with audio or video, you can not answer on App. Please answer

Publish Time	2022.01.01 08:00
End Time	2022.02.20 23:59
Publish Answer	Will not Publish Questions and Answers
Time Limit	70 minutes
Exam Type	Personal

Exam question: This exam has 8 Question Group(60 Multiple-Choice), total score is 100



7. 點選「我已檢測音訊設備，詳閱考試要求並承諾遵守考試紀律」(Click “I have checked the audio equipment, clearly understand the exam requirements and promise to abide by the exam discipline”)

→點選「開始答題」(Click “Take Exam”)

考試須知

1. 音訊設備檢測  
請點擊 [播放] 按鈕，系統將會播放一段測試音檔，以確認您的音訊設備可正常播放

00:00/00:02

聽不到聲音? ▾

2. 考試要求

請認真閱讀以下考試要求，遵守考試紀律：

1. 本場考試時間為 2022.01.01 08:00 - 2022.02.20 23:59。
2. 本場考試單次時長為 70 分鐘。進入答題後，進入答題後，考試計時就會開始。
3. 考試期間請勿隨意退出。
4. 答題時強制全螢幕。
5. 答題時禁止點擊右鍵。
6. 答題時禁止複製貼上。
7. 同一帳號只能登入一台設備。
8. 建議使用 Chrome、Firefox 瀏覽器參加考試。
9. 考試期間，廣告彈跳視窗、螢幕休眠均會被系統視為「離開視窗」，進而觸發防作弊機制。請確保你已關閉各類軟體的廣告彈跳視窗，避免長時間不操作導致休眠。
10. 考試期間如發生異常（如廣告彈跳視窗、螢幕休眠等），請即時拍照、截圖，保留證據。

我已檢測音訊設備，詳閱考試要求並承諾遵守考試紀律

開始答題 取消

Exam notes

1. Audio equipment testing  
Click [Play] button to check if you do hear the ringtone.

00:00/00:02

No ringtone is heard? ▾

2. Exam requirements

Please read the following exam requirements carefully and observe the exam discipline:

1. The test time is 2022.01.01 08:00 - 2022.02.20 23:59.
2. The test duration is 70 minutes. After entering the answer, the test timing will start.
3. Please do not quit at will during the test.
4. Enabling fullscreen during the testing.
5. Disabling right click during the testing.
6. Disabling copy and paste during the testing.
7. The same account can only login to one device.
8. It is recommended to use Chrome and Firefox browsers to take the exam.
9. During the exam, advertising pop-ups and black screens will be regarded as "leave the window" by the system, which will trigger the anti-cheating mechanism. Please make sure that you have closed the advertising pop-ups of various software, and avoid black screens caused by long periods of inactivity.
10. During the exam, if there is any abnormality (such as advertising pop-up window, black screen, etc.), please take photos and screenshots in time to keep the evidence.

I have checked the audio equipment, clearly understand the exam requirements and promise to abide by the exam discipline

Take Exam Cancel